



Catalog
2018/19

- Counter Scales
- Self-Service Scales
- Checkout Scales
- Displays
- Wrapping
- Weigh Price Labeling
- Scale Management
- Applications
- Services



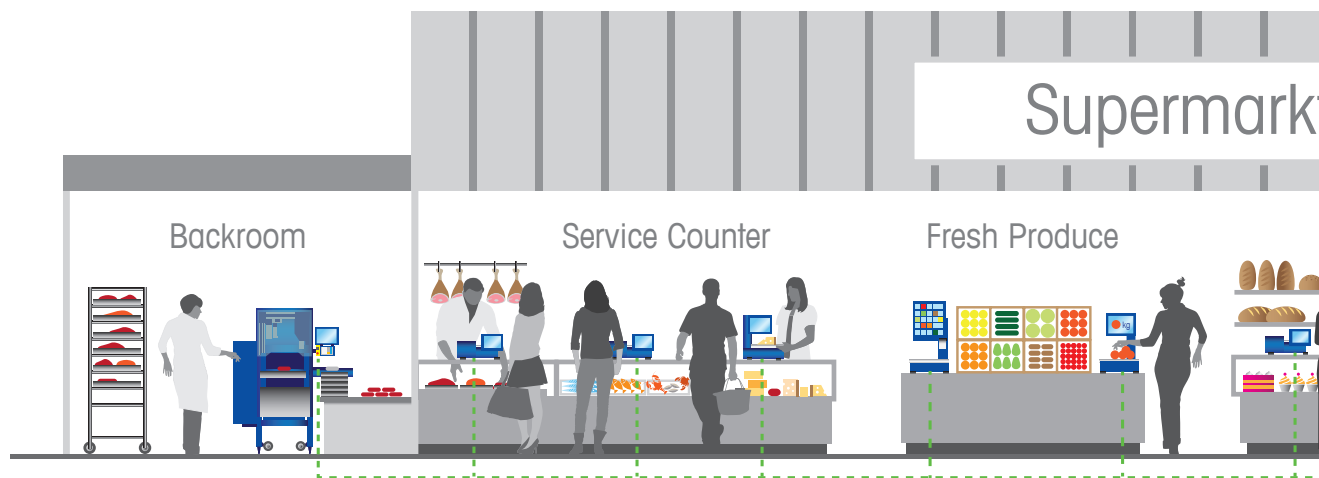
Weighing Technology and Accessories for Food Retailers

METTLER TOLEDO

Perfectly Placed

Your Partner in Fresh Food Management

METTLER TOLEDO supports food retailers with powerful solutions for weighing, wrapping and labeling along the entire value chain – from highly efficient automatic weighing, wrapping and pricing in the backroom to quick service and support processes at the sales counters, and in specialty areas as well as immediate checkout at the cash register.



Backroom

METTLER TOLEDO weighing, wrapping and labeling solutions for the backroom are powerful, durable and easy to clean. They support the integration into the IT system, traceability and nutritional value information.

Fresh Food Counter

Perfect customer service at service counters: METTLER TOLEDO counter scales are the ideal platform for sales-boosting, networked applications – from price and item maintenance to product information for customers.

Fruit and Vegetables

METTLER TOLEDO Self-Service Scales with applications for displaying sales-boosting promotions and consumer information that shorten checkout time and improve profitability.



Bakery

METTLER TOLEDO weighing and labeling solutions are absolutely ideal for the high quantity and volume requirements in bakeries, and ensure perfect product presentation for expensive confectionery shop items.

Cash Register Area

Whether checkout scales with market-leading POS and scanner functionality or basic scales for weighing, METTLER TOLEDO checkout solutions boost efficiency and minimize waiting time at checkout.

Specialty Zones

METTLER TOLEDO solutions for mobile sales: Portable compact scales and counter scales with cash register functions and integrated payment systems ensure sales success beyond the checkout area.

1

PC-based Touchscreen Scales

FreshWay Line	6–7
FreshWay T	8–9
FreshWay V	10–11

Page 6–11



2

Touchscreen Scales

FreshBase Line	12–13
FreshBase	14–15

Page 12–15




3

Checkout Scales and Displays

Ariva Line	16–17
Ariva Display Options	18–19
Ariva	20–21

Page 16–21





4

Wrapping and Price Labeling

800 Series	22-23
880 Auto Wrapper	24-25

Page 22–25



5

Software and Scale Management

RetailSuite – Module Review	26–27
METTLER TOLEDO RetailSuite	28–29

Page 26–29



6

Service

Service Solutions	30
Preventive Maintenance	31

Page 30–31

FreshWay Line

Freshen Up Your Front Line

The first choice for leading food retailers. FreshWay combines award-winning design and open PC technology with perfect weighing and operating convenience at the POS.

► www.mt.com/retail-fresh

FreshWay T



Weighing Range	3 kg / 6 kg	6 kg / 15 kg
Graduation	1 g / 2 g	2 g / 5 g
Min Load	20 g	40 g
Operator Display	12.1-inch (30.7 cm) capacitive TFT touchscreen with LED backlight technology, 1024 x 768-pixel screen resolution, vertical infinitely adjustable tilt angle	
Customer screen	12.1-inch (30.7 cm) in LED backlight technology, 1024 x 768-pixel screen resolution, vertical infinitely adjustable tilt angle	
Printer	2-inch ticket printer, optional 2-inch linerless printer, max. roll diameter of 70 mm (ticket printer), max. 120 mm (linerless printer), cutter for automatic paper cutting, printing speed of up to 150 mm/sec.	
Standard Design	Counter Scale in Tower Design	
Model Versions	Also available as self-service scale without a customer display	
Dimensions (W x D x H)	415 x 442 x 501 mm	
Wrapping	★★★★☆	
Service Counter	★★★★★	
Self-Service Weighing **	★★★★★	
Checkout	★★★★☆	

Suitability for requirements: ★★★★★ very well-suited ★★★★☆ well-suited ★★★☆☆ suitable ★☆☆☆☆ limited suitability
 ☆☆☆☆☆ unsuitable * Basic module and CWP weighing plate ** optional self-service version



For Bottom Line Results

Take a look at the FreshWay video:

► www.mt.com/freshway

FreshWay V



3 kg / 6 kg	6 kg / 15 kg*
1 g / 2 g	2 g / 5 g
20 g	40 g

Processor and weighing plate in a single housing, with free placement of the function modules

Flat Edition: processor and ultra-thin weighing plate can be placed in separate locations

Standard Design: 380 x 290 x 64 mm

Flat Edition: processor 380 x 290 x 64 mm, weighing plate 351 x 276 x 26.5 mm

★★★☆☆

★★★★★

★★★★★

★★★★☆

CWP Weighing Plate



Food retailers that use the FreshWay Flat Edition CWP weighing plate rely on the flattest, free-standing weighing plate in the PC-based high-end touchscreen scales performance class. The separate processor can be concealed in the service counter.

FreshWay T

Open – Top-Quality – Versatile

FreshWay Tower gives food retailers access to powerful and sustainable state-of-the-art weighing technology. High-quality components ensure maximum weighing and operating convenience for employees and customers - while also providing impressive reserve capacities for demanding processing and graphics applications.

► www.mt.com/retail-fresh

Pioneering Design

FreshWay T sets the benchmark for effectiveness at POS with its timeless, modern design – recipient of the international Red Dot: Best of the Best Award.

The scale's clean, contemporary design reduces visual barriers to create an open sales environment.



Seamless Integration

Whether at the service counter, for self-service weighing in fresh food departments, or in checkout applications, standard interfaces and open PC technology support the complete integration of FreshWay T into established operating processes and the goods management system.



Sales-Boosting POS Advertising

The FreshWay T includes a powerful processor and large, bright customer screen to provide the perfect platform for advertising and brand campaigns at the POS – from weekly special offers to profitable cross-selling campaigns.



Innovative Housing Concept

The FreshWay T design focuses on ergonomics, functionality and hygiene to support employees in their everyday sales activities. Versatile equipment options ensure flexibility and individual adaptation to the sales environment.



Investment Security and Versatility

Easy transition to the FreshWay Line: all scales in the line can be used in a mixed environment with METTLER TOLEDO scales from the UC Line and UC Evo Line. The UC3 scale software ensures high-quality performance with its reliability, system stability, and wide range of functions.

Product Benefits

- Award-winning design for a perfect customer-focused presence
- Open PC interfaces and high-end components
- Easy and seamless integration into goods management
- Flexible adjustment to the individual weighing application
- Full-feature, reliable scale software
- Easy migration
- Can be administered using the METTLER TOLEDO RetailSuite

FreshWay V

Innovative – Versatile – Modular

FreshWay Vario and its freely positionable components give food retailers unique freedom to develop a sales- and service-optimized counter and checkout design. FreshWay V makes it easy to adjust the weighing and operation to the individual requirements of the specific sales environment.

► www.mt.com/retail-fresh

Perfect Customer Service

By combining ease-of-use with ergonomic, subtle placement of the printer unit on the counter, the modular FreshWay V concept has everything you need to integrate the weighing technology into the shop design. FreshWay V paves the way for a perfect shopping experience.



Sustainable Shopfitting

Whether in the standard design or with an ultra-thin scale in the Flat Edition, FreshWay V does not require any permanent structural recesses in the counter. This permanently reduces the risk of high follow-up costs caused by subsequent changes to the sales counter.



Customized Assembly

FreshWay V is compatible with the highly stable and versatile assembly and mounting systems from Ergonomic Solutions®. This ensures maximum flexibility for custom integration of the scale into the specific work environment.



Modular Diversity

The FreshWay V housing concept enables free placement of the user screen, customer display, printer unit, weighing plate, and processor. Other options, such as linerless printers, fine-tune the adjustment to the specific operating requirements.



Permanently and Securely Connected

All scales in the FreshWay Line operate without fans and dissipate waste heat via the housing, which saves energy and means that no maintenance is required. The cable connections are protected against accidental disconnection, such as when cleaning the workstation. Optional WLAN ensures the network connection without LAN wiring.

Product Benefits

- Modular concept for maximum flexibility in weighing and checkout areas
- Easy and sustainable component assembly
- Flattest stand-alone weighing plate in its performance class
- Open PC interfaces and high-end components
- Easy and seamless integration into goods management
- Full-feature, reliable scale software
- Can be administered using the METTLER TOLEDO RetailSuite

FreshBase Line

Smart Weighing with Touch Convenience

The ideal touchscreen scale for price-conscious food retailers.

► www.mt.com/retail-freshbase

FreshBase T with Customer Display

Powerful counter scale ideal for service counters in supermarkets, butcher shops and delicatessens.



FreshBase T with Customer Display and Double Printer

Multifunctional counter scale that combines over-the-counter sales and wrapping for self-service displays in a combination device.



- Fast and reliable customer service at all service counters
- Bright customer screen for attention-grabbing advertising
- Connections securely protected against the entry of water and dirt
- Also available with a linerless printer in the basic housing

- Easy switching between ticket and label printing via touch typing
- No roll replacement required
- Wrapping at the counter during quiet times
- Also available with a second printer with linerless and autocut function

Weighing Range	3 kg / 6 kg	6 kg / 15 kg	15 kg	12 kg*	6 g / 15 kg	15 kg
Graduation	1 g / 2 g	2 g / 5 g	5 g	2 g	2 g / 5 g	5 g
Min Load	20 g	40 g	100 g	40 g	40 g	100 g
Wrapping	★★★★☆				★★★★★	
Service Counter	★★★★★				★★★★★	
Self-Service Scales	★★☆☆☆				★★★★☆	
Checkout	★★★★★				★★★★★	

Suitability for requirements: ★★★★★ very well-suited ★★★★☆ well-suited ★★★☆☆ suitable ★☆☆☆☆ limited suitability
 ☆☆☆☆☆ unsuitable * Basic module and CWP weighing plate



Everything is Easier. We Call it "In-Store Happiness".

Take a look at the FreshWay video:

► www.mt.com/freshbase

FreshBase T without Customer Display

Intuitive and easy-to-use self-service scale with convenient and ergonomic touch-screen operation.



- Strategic placement of the on/off button on the underside to prevent any unauthorized shut-down.
- Easy and residue-free label removal thanks to the anti-adhesive coating

FreshBase C with Customer Display

Durable and powerful compact scale, ideal for hot food counters and sales in environments with limited space.



- Flat, compact design without any disruptive visual barriers to the customer
- Quick, easy access to products in the goods display
- Also available with a linerless printer in the basic housing

6 kg / 15 kg	15 kg	3 kg / 6 kg	6 kg / 15 kg	15 kg
2 g / 5 g	5 g	1 g / 2 g	2 g / 5 g	5 g
40 g	100 g	20 g	40 g	100 g
★★★★☆		★★★★★		
★★★★☆		★★★★★		
★★★★★		★★★☆☆		
★★★★☆		★★★★☆		

FreshBase

Easy – Durable – Functional

The FreshBase scale line combines fast weighing and operation, thanks to interactive touchscreen convenience, with the established functionality of METTLER TOLEDO scale software. Durable design and high-quality components ensure high device functionality and long service life for food retailers.

► www.mt.com/retail-freshbase

Smart Entry into the Touchscreen Class

FreshBase is the perfect choice for food retailers looking at an entry-level model for weighing and operation with touchscreen convenience. Applications include over-the-counter sales at the supermarket, in delicatessens, and the butcher's shop. FreshBase also excels at wrapping for self-service displays, sales at hot food counters, and self-service weighing in the fresh food department.



Robust Housing
Die-cast aluminum housing, ABS polymer lining, and anti-adhesive coating make FreshBase resistant against acids, greases and dirt, as well as extremely resilient against high mechanical loads.



Easy to Operate
FreshBase supports employees with its easy-to-use touchscreen convenience functions. New sales and part-time staff can quickly learn operation of the scale, ensuring fast, flawless customer service.



Proven Multifunctionality
FreshBase's range of functions in its scale software is based on METTLER TOLEDO's expertise and extensive experience in food retailing. All FreshBase scales can be easily integrated into existing ERP solutions.



Reliable and Resource-Friendly

FreshBase excels in everyday sales activities thanks to its advanced Embedded Systems technology with low power consumption, outstanding system stability, and fast computing processes. FreshBase is a secure, sustainable investment decision for food retailers.

Product Benefits



- Extensive range of models
- High-quality components
- Touchscreen Convenience
- Rapid ticket roll replacement
- Proven scale software
- Easy integration into the existing operating environment
- Sustainable: Green MT
- Durable housing
- Protected connections
- Easy service and maintenance
- Can be administered using the METTLER TOLEDO RetailSuite

Ariva Line

Optimized Service at Checkout

Ariva checkout scales combine fast weighing processes with high operating convenience, ensuring a positive customer shopping experience.

► www.mt.com/retail-ariva

	Ariva-B	Ariva-H
	<p>Dual-interval scale for integration into bioptic scanners.</p> 	<p>Dual-interval scale for integration of horizontal scanners.</p> 
	<ul style="list-style-type: none"> • Outstanding speed • For checkouts with consistently high customer presence or distinct frequency peaks • Ideal for staffed checkouts and self-service checkouts in grocery stores, as well as heavily-frequented service counters with checkout ability 	<ul style="list-style-type: none"> • Flatter checkout area • For checkouts with limited space or special design requirements • Ideal for checkouts at delicatessens, self-service checkouts in supermarkets, as well as service counters with a cash register connection
Weighing Range	6 kg / 15 kg	6 kg / 15 kg
Graduation	2 g / 5 g	2 g / 5 g
Min Load	40 g	40 g
Dimensions (L x W x H)	292 x 102 mm (W x H), Length depending on the scanner model	399 x 292 x 106 mm (installed) 342 x 282 mm (weighing plate)
Interfaces	RS-232, USB 2.0, adapter cable for cash register connection (optional)	RS-232, USB 2.0, adapter cable for cash register connection (optional)
Supported scanners	Datalogic MAGELLAN™ 9800i / 9300i / 9400i / 8400 Honeywell Stratos™ 2700 NCR RealScan™ 74 / 79 Zebra Technologies MP7000	Datalogic MAGELLAN™ 2300HS / 3550 HSI NCR RealScan™ 84 Zebra Technologies LS7808



Smooth Sailing at the Checkout

Find out more about the models in the Ariva Line and download the Ariva Checkout Line brochure:

► www.mt.com/retail-ariva-bro

Ariva-S

Dual-interval scale for checkouts without scanners.



- Fast price-computing weighing at the POS
- Ideal for specialist stores, company canteens, cafeterias, self-service restaurants, food trucks, small grocery stores and market stalls, salad and snack bars in supermarkets, and as control scales in fresh food departments

3 kg / 6 kg

6 kg / 5 kg

1 g / 2 g

2 g / 5 g

40 g

40 g

280 x 316 x 58 mm (table-top version)
276 x 327 x 58 mm (opt. installation option)

RS-232, USB 2.0, adapter cable for cash register connection (optional)

—

Ariva-S-Mini

Dual-interval scale for checkouts without scanners.



- Fast price-computing weighing at the POS
- Minimum space requirement – the smallest checkout scale in its performance class
- Similar to Ariva-S, it is ideal for lighter, expensive products thanks to its particularly fine weight resolution

3 kg / 6 kg

2 g / 2 g

20 g

160 x 200 x 50 mm

RS-232, USB 2.0, adapter cable for cash register connection (optional)

—

Ariva Display Options

Informative – Clear – Transparent

Perfectly tailored to specific checkout needs – the Ariva Line provides price, weight, and product displays for checkout scales.

► www.mt.com/retail-ariva



VCODisp Virtual Checkout Display

The VCODisp software module brings more space and clarity to the checkout area. Checkout and weighing information is displayed with VCODisp on the cash register monitor; a separate weighing display is not required. Installed Ariva scales can be retrofitted with VCODisp.

- Free positioning of the VCODisp window on the cash register monitor
- Text, frame, and background colors can be set individually
- Long-term display of the weighing information is possible
- Taring and zeroing via scanner, optional touch buttons on the VCODisp window or keypad



Single-line Weight Display

The display without price-computing enhances the Ariva checkout scale with a single-line weight-only display. Large numbers, an anti-glare screen, and a backlit display – which switches off when unused to save energy – ensure good readability.

- Bright, backlit 7-segment display in LCD technology
- Energy-saving function
- 5-digit weight display
- Keys for taring and zeroing
- Contrast ratio 100:1



Simplicity and Efficiency

Find out more about the optimized processes of a Chinese customer using the Ariva checkout scales:

► www.mt.com/retail-euromart



Four-Line Price and Weight Display

Immediate price certainty with every single scanning process: the price-computing display lists the weight, unit price, and amount. Large numbers, an anti-glare screen, and a backlit display – which switches off when unused to save energy – ensure good readability.

- Bright, backlit 7-segment display in LCD technology
- Energy-saving function
- 5-digit weight display
- 6-digit display for unit price
- 6-digit display for amount
- 4-digit display for tare
- Keys for taring and zeroing
- Contrast ratio 100:1



Alphanumeric Convenient Display

Boosts customer confidence and convenience: the alphanumeric display with LCD technology shows the item name as well as the weight, unit price, and amount. Its diverse installation and upgrade options make it ideal for customizing to the specific requirements of each checkout area.

- High-contrast, backlit 7-segment display in LCD technology
- Alphanumeric dot-matrix display for text (product names with up to 21 characters)
- High viewing angle stability
- Installation options: stand adjustment, second display, adapter for SpacePole®
- Contrast ratio 250:11

Ariva

Fast – Precise – Durable

Ariva checkout scales and their outstanding transaction speed allow food retailers to offer optimized service in traditional checkout areas and at individual checkouts. Customers benefit from fast weighing and operating processes at checkout, while also ensuring high operating convenience for employees.

► www.mt.com/retail-ariva

Seamless Model Range

The right solution for every checkout: the Ariva Line includes scales for integration into bioptic laser and image scanners, where speed is key; horizontal scanners in environments with limited space; and stand-alone scales without scanners – such as those used in specialty shops.



Outstanding Speed

Ariva checkout scales only take 70 milliseconds to weigh and exchange data with the checkout application. This makes Ariva so fast that checkout staff can seamlessly integrate weighing and scanning."



Fine Weight Resolution

All Ariva scales have dual-interval support for high-precision weighing results. The automatic switching is based on the weight of the item. It minimizes tare losses and ensures compliance with any statutory provisions.



Extremely Durable

Resilient, easy-to-clean surfaces and comprehensive protection against unintentional mechanical damage: all scales in the Ariva Line are designed for continuous high use across their entire service life.



Simple Integration

Ariva scales support market-leading scanners. They are compatible with many third-party provider checkout and POS applications, which require access to the weighing information. The USB interface and power supply via the scanner make it easy to connect to the checkout.

Product Benefits

- Fast weighing at checkouts
- Seamless model range
- Easy integration and commissioning
- Standard software across the entire scale line
- Durable design for high usage
- Dual-interval technology for higher weight resolution for light products
- Numerous display options

800 Series

Weighing – Wrapping – Labeling

Compact, space-saving devices for wrapping and pricing.

► www.mt.com/retail-backroom

880 Auto Wrapper



Weighing Range	Up to 3 kg	3 kg / 6 kg	Up to 6 kg	6 kg / 15 kg
Graduation	2 g	2 g	2 g	5 g
Min Load	40 g	40 g	40 g	40 g
Weighing	Automatic, manual			
Packaging	Automatic			
Labeling	Automatic			
Pricing	Price by weight, unit price			
Labeling Options/Applications	Single printer, double printer, POP printer, labeler for the underside			
Supported label sizes	38–80 mm wide, 30–200 mm long			
Packaging speed	up to 35 packages per minute			
Printing Speed	120 mm/s			
Service Counter	☆☆☆☆			
Backroom	★★★★			

Suitability requirements: ★★★★★ very well-suited ★★★★☆ well-suited ★★★☆☆ suitable ★☆☆☆☆ limited suitability
 ☆☆☆☆☆ unsuitable



Optimized Production Processes

Find out more about the optimized processes of a US customer with the 880 Auto Wrapper:

► www.mt.com/retail-tony-o

Certified Film CF-20



METTLER TOLEDO recommends exclusively using food film CF-20, which has been specially certified for use with the 880 Auto Wrapper. The three-ply stretch film gives users the best packaging results while minimizing risk of disruption to the operation.

Film structure	Polyolefin (PP), lined with ethylene vinyl acetate (EVA) on both sides
Film thickness	10.5 μm , tolerance value ± 1.0
Film density	9.73 g/m ² , 102 m ² /kg
Roll length	1,200 m
Roll diameter	155 mm

880 Auto Wrapper

Compact – Precise – Efficient

The 880 Auto Wrapper is the perfect choice for food retailers looking for an extremely efficient solution for automatic weighing, wrapping and labeling in the backroom. The device is designed for durability, efficiency in production processes and low total costs of ownership.

► www.mt.com/retail-880

Proactive Service and Maintenance Plan

Every purchase of the 880 Auto Wrapper includes a proactive comprehensive service and maintenance plan: Fixed service dates during planned downtimes ensure operational readiness and system availability during everyday sales activities, minimize the risk of unscheduled downtimes, and ensure a long service life of the device.



High Reserve Capacities

At up to 35 packaging units per minute, the 880 Auto Wrapper provides a continuous supply packaged goods even during peak-demand periods.



Perfect Packaging

The 880 Auto Wrapper seals and labels products with high precision and perfect wrapping quality. Production flows can be quickly and easily controlled by employees using the tactile keypad and touchscreen.



Low Total Costs of Ownership

Low film consumption, easy and fast roll replacement and intuitive operation without time-consuming, expensive training measures – the 880 Auto Wrapper is always looking to minimize the total costs of ownership.



Compact and Low Maintenance

Space is valuable in the backroom. With a footprint of less than two square meters in full operation, the 880 Auto Wrapper is one of the most compact devices in its class. The device simplifies and accelerates daily cleaning activities, which helps ensure food safety and constant compliance with high hygiene standards.

Product Benefits


- Perfect wrapping quality
- High throughput rate
- Durable construction
- Intuitive operation via tactile keypad and touch panel for fast product turnover
- Precise label placement
- Rapid film roll replacement
- Automatic package centering
- Exemplary safety
- Easy service and maintenance
- Can be administered using the METTLER TOLEDO RetailSuite

METTLER TOLEDO RetailSuite

The Modules at a Glance

Reduce operating costs, simplify inventory management and ensure availability – convenient data, software, and configuration management with the RetailSuite.

► www.mt.com/retail-suite



DistributionServer

The DistributionServer is the central RetailSuite module that controls and monitors the software, patch, and data distribution of different weighing solutions and wrapping devices.

- Convenient device management: automatically identify terminals and assign these to branches
- Simple connection of scales via drag-and-drop assignments
- Establish remote connections
- Notifications and status requests of terminals, event-controlled notifications
- Live monitoring
- Precise advance planning and scheduling of upcoming tasks with the Task Scheduler



WorkBench

WorkBench expands the RetailSuite with a tool that allows food retailers to easily and conveniently manage the touch assignments of the scales and make adjustments with just a few mouse clicks.

- Central maintenance of the touchscreen layouts and rapid modification of the touch assignments
- Easy adjustments to the depth and breadth of the fresh food range
- Convenient updating of the preset keys
- Local changes to the touch assignment (e.g. for branch-specific or sold-out offers)
- Branch-specific customization of the touch assignment across the device's entire service life



A Centralized, Cloud-Based Solution

Read about how a Dutch customer is benefiting from the RetailSuite:


► www.mt.com/retail-spar



DisplayManager

The RetailSuite's DisplayManager gives retailers an easy-to-use tool for utilizing customer display screens and TVs as attention-grabbing advertising areas at the POS.

- Advertisements at fresh food counters for perfectly timed purchase incentives at the POS
- Create and develop playlists: dwell times, sequence and transitions, high-margin cross-selling links
- Assign playlists to the prepared play channels
- Customer queue management via scale screen
- User-friendly operation does not require any IT skills for scale management



GateWay

GateWay ensures the connection of METTLER TOLEDO network scales to the logistical goods management and the ERP system and supplies the devices with all centrally maintained product and master data.

- Secured data consistency thanks to central master data management
- Complete transparency of all records in supply and disposal
- Simple integration via web services
- Device-, branch-, and area-specific provision of the data
- High operating reliability and low system requirements
- Automatic enrichment through flexible scripting

METTLER TOLEDO RetailSuite

Simple – Flexible – Economical


The METTLER TOLEDO RetailSuite gives food retailers the security of flexible scale management across the entire lifecycle of the devices. The modular software suite ensures seamless connection of scale infrastructure to goods management and simplifies the distribution, maintenance, and updating of data.

► www.mt.com/retail-suite

Efficient scale management
 Whether implementing software updates, adjustments to key assignments in the touch layout, new label requirements, or updating offers and campaigns advertised on the customer screens, the RetailSuite administers all of the desired changes with just a few mouse clicks – perfectly aligned to the store, branch, and workplace.



Central Data Distribution
 The RetailSuite eliminates expensive, time-consuming duplication of work in master data maintenance. The software reliably exchanges data between the ERP system and the scales and wrapping machines in the branches.



Easy to Operate
 The RetailSuite manages the scales across the departments in a single software suite. Whether marketing, IT helpdesk, or category management, the functionality and user interface of every module are aligned to the user's everyday requirements.



Low Total Costs of Ownership
 The RetailSuite increases device availability and minimizes downtimes caused by software maintenance. Central software distribution and powerful remote maintenance options give food retailers considerable time and cost benefits.



Quick and Versatile

The DistributionServer is the centerpiece of the software suite. The module ensures rapid branch network integration and commissioning of newly installed scales, as well as rapid provision of application and configuration changes in the existing network. An integrated scheduler enables precise scheduling of all activities.

Product Benefits

- Flexible scale management
- High stability and availability
- Minimum costs when installing additional devices
- Consistent transparency and data homogeneity
- Rapid distribution of new functions and updates (e.g. LMIV, label layouts)
- Fast remote maintenance in case of disruption

Service Solutions

Food Retail Partner

METTLER TOLEDO Service knows what fulfilling your specific business requirements depends on. Take advantage of the market leader's expertise and experience, and secure the optimal availability and maximum performance of your devices with our services.

The METTLER TOLEDO installation services ensure that your new devices are ready for use on time and generate outstanding results in the areas of productivity, quality, and performance from the very first day. The function of all your devices is covered by the METTLER TOLEDO warranty for the first year. Reasons to choose the Extended Care package for your company:

- Fast service
- Higher availability of your devices
- Better performance
- More savings


Extended Care includes all travel, labor, and spare part costs for the first 24 months after the installation of the device. You also receive priority access to our technical hotline.

You can find more information on our retail service offerings at:

► www.mt.com/retail-service

Important Services at a Glance

We offer a wide range of services for your weighing technology – customized to your requirements.



Extended Warranty

- Extended Care
- Preventive maintenance
- Technical hotline support



Service Care Contracts

- BasicCare
- StandardCare
- ComprehensiveCare
- SoftwareCare



Calibration and Certification

- Compliant commissioning and calibration
- Timely compliance with all calibration dates

Preventive Maintenance

Ensure Precision and Reliability

The METTLER TOLEDO Care Packages ensure maximum availability and optimal performance for a fixed price. You receive preferential access to our extensive expertise and decide on a complete solution for your hardware and software maintenance – with complete cost control and certainty.



	BasicCare	StandardCare	ComprehensiveCare	SoftwareCare
Preventive Maintenance				
<ul style="list-style-type: none"> • Inspection and cleaning of all mechanical components • Inspection and testing of all electronic components • Inspection for wear and tear 	•	•	•	
Check for correct functioning of the device	•	•	•	
Preferred treatment in service matters	•	•	•	•
Discount on labor costs for repairs	•			
Hotline access for technical support		•	•	•
Covers labor costs for repairs in case of device malfunction		•	•	
Spare parts (not including wear parts)			•	
Remote Support				
<ul style="list-style-type: none"> • Support via telephone, email, chat, and/or remote access tools • Fast response times and troubleshooting • Minimal interruption of the normal course of business 				•
Software Evaluation				
<ul style="list-style-type: none"> • Software updates for new features and compliance requirements • Better system availability 				•
Calibration and Check	Takes place in accordance with the applicable local regulations and provisions			

Retail Expertise Library – Knowledge Portal

A comprehensive, one-stop resource portal: catalogs, brochures, data sheets, operating instructions, white papers, guides, manuals, case studies, magazines, User Com, webinars, videos, installation descriptions, certifications, and much more. See for yourself!



► www.mt.com/retail-library

www.mt.com/retail

For more information

METTLER TOLEDO Group
Retail Division
Local contact: www.mt.com/contacts

Subject to technical changes
©04/2018 METTLER TOLEDO. All rights reserved
Document no. 30399418
MarCom Industrial